



# Goat Project



Monthly Lesson Plan

April 2022



## Upcoming Deadlines

- ✓ **April 18 or 19** – MQA (Meat Quality Assurance) Training
- ✓ **April 29:** Market Goat Ownership Deadline: Own by County Tag In; Market Goat Tag-in 4-7pm; Fair Producer class nominations & visits complete ([click for details](#))
- ✓ **ASAP** – Lease An Animal Agreements (if leasing breeding animal) due to 4-H office for access to LAA Record Book



## Project Progress

Suggest the following as things your members should work on or accomplish with their project this month:



1. **E Record Books:** Update their "Equipment/Supplies Inventory" (p. 3) & "Animal Inventory" and/or "Animal Purchase" pages (p. 4&6)
2. **Hands On:** Members should begin training their goats to lead on a collar or halter. Patience and practice is key here! (Helpful video link):
3. **Knowledge:** Members should review basic goat healthcare (Goat Resource Handbook Ch. 6 or our Vet Chat video):
4. **Other:** Brainstorm a topic for their Goat educational poster and/or demonstration.
5. **Other:** Update your calendar with 2022 Animal Project Dates

[Halter Breaking video](#)



[Vet Chat video](#)



## Opportunities

See 4-H Calendars for full details & more recently added events

- **April 4th** – Market Animal Selection Webinar
- **April 12th** – Record book workshop
- **April 30th** – ADCO Speech & Demonstration Contest



ADAMS COUNTY  
COLORADO STATE UNIVERSITY  
EXTENSION



# Goat Project



April 2022

## Attached Activities

Use these suggested activities at club project meetings to increase member knowledge and keep members engaged in their project.

### Group: Playing Goat Pyramid

- This fun word association game teaches goat related terms as well as develops communication skills!

### Individual: May I Check Your Goat?

- a. This activity page can be completed at home as a way to get to know their new animal's normal as well as apply some knowledge learned from the vet chat video.

\*for more Goat project activities, order the National 4-H Curriculum "Goat Helpers Guide" through the 4-H Office\*




## Fun Fact

Goats make different sounds depending on the region they're from, much like humans have accents.



## Timely Tips to Share

Spring pastures can be high in sugars and starches and goats who eat a lot of it can get enterotoxemia. Vaccination (C&D) and slow changes to diet can prevent this disease



## Resources



- The following & more can be found on the ADCO 4-H Goat Project Webpage:
- <http://adams4h.org/4-h-goat-project/>
  - 2022 Animal Project Save the Dates
  - Goat Resource Handbook (Ohio State)
  - E Record Books
  - Fourcast Newsletter Signup
  - Project Tipsheet
- Goat Disbudding Kit – can be checked out from 4-H Office.
- Fairgrounds Livestock Scale – can always be used by 4-H members with appointment. Contact Kenzie to schedule a time.



4-H Agent - Kenzie Kimmel

303-637-8109 / [kkimmel@adcogov.org](mailto:kkimmel@adcogov.org)



4-H Goat Superintendents - TJ Goss - [tjgoss@gmail.com](mailto:tjgoss@gmail.com)

& Angela Rosell - [hilzerang@msn.com](mailto:hilzerang@msn.com)



ADAMS COUNTY  
COLORADO STATE UNIVERSITY  
EXTENSION



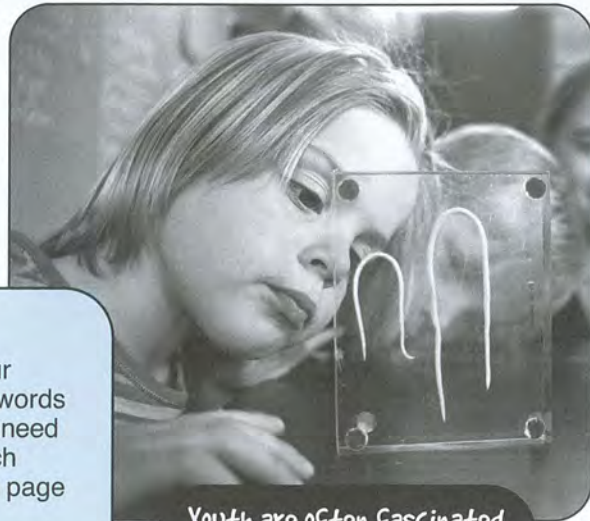
# Playing Goat Pyramid

Having fun while learning is one of the great attractions of any educational experience. Goat Pyramid not only is fun for all ages but also is an excellent way to develop communication skills while learning about goats.

<b>Dairy Goat Skill:</b>	Learning animal-related terms
<b>Life Skill:</b>	Communication
<b>Education Standard:</b>	NL-ENG.K-12.12: Applying language skills
<b>Success Indicator:</b>	Participates in a fun goat word game.
<b>Time Involved:</b>	30 minutes for 10–15 sets of cards
<b>Suggested Group Size:</b>	4–200
<b>Materials Needed:</b>	Sets of 3" x 5" word cards for each team of two to four players

## Pre-Dip

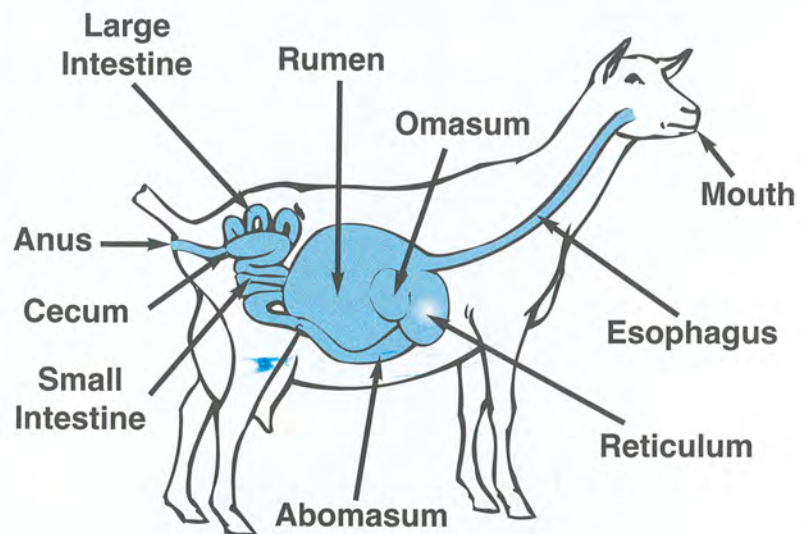
The purpose of the game is for a youth to determine what words in a stated category their partners are describing with one-word clues. For example, if the category is "goat products" and the word is "milk," the person holding the card could give one-word clues like "white," "foamy," "warm," etc. until the person across the table correctly guesses "milk."



Youth are often fascinated by parasites!

## Get Goating

1. Have youth create a set of cards for each team of two to four players. List the categories on one side of the card and the words pertaining to that category on the other side of the card. You'll need a separate card for each category and a set of cards for each team. Some ideas for categories and words are included on page 13 and your youth will have fun creating more.
2. Select a game show host. Form teams of two to four with half of each team facing the other half.
3. Explain the game and distribute one category card to the half of the team that will be giving clues. Make sure they hold the card so the category name faces the other half of the team.
4. Start the game. The team clue giver says the category and begins giving clues for the first word until the teammate correctly guesses the word being described. Stop the round after a certain length of time or after most teams have raised their hands indicating they have guessed all the words in that category.
5. As a large group, discuss any words, categories or clues that were not understood.
6. The show host should then give the second set of cards to the other half of the team and the game is repeated.
7. Every few categories, exchange team pairs so that everyone has the opportunity to interact and communicate with everyone else.
8. Continue the game until all categories are used or until time expires, then discuss the experience.



"Parts of the goat's intestinal tract" is a good category for playing the Goat Pyramid game.





## Examples of Categories and Terms

### Say Cheese! (Share what you learned)

- What part of the game was most difficult for you? Easiest? Why?
- From whom was it easiest to guess the clues? Why?

### The Buck Stops Here (Process what's important)

- How does putting words in categories help you understand and remember them?
- Why is it easier to communicate with someone you already know?

### Spread It Around (Generalize to your life)

- When it comes to communication, what are your strengths and weaknesses?
- What other activities have you participated in to help you improve your communication skills?

### Browse for More (Apply what you learned)

- How can you become a better communicator?
- What will you change about the way you communicate with your group members in the future?



Learning about goats and having fun!

#### Sounds Animals Make

Woof, baaa, cluck, moo, quack, gobble, neigh, oink, meow, cock-a-doodle-do

#### Breakthroughs in Animal Reproduction

Embryo transplant, computerized records, gene splicing, ova splitting, embryo freezing, cloning, prostaglandins, growth hormones, artificial insemination

#### Names of Newborn Animals

Calf, kid, lamb, gosling, chick, pup, kitten, foal, piglet, kit

#### Names of Minerals Animals Need

Iodine, magnesium, calcium, iron, phosphorus, zinc, selenium, sodium, copper, chloride

#### Veterinary Supplies

Emasculator, knife, kid puller, drencher, dose syringe, scalpel, thermometer, stethoscope, scissors, hoof trimmers

#### Words that Describe Giving Birth

Foaling, calving, kidding, whelping, kindling, lambing, hatching, farrowing, delivering, queening

#### Experiences of Young Animals

Castrated, tattooed, docked, identified, vaccinated, weighed, nursed, disbudded

#### Careers Associated with Animal Agriculture

Veterinarian, researcher, teacher, Extension educator, geneticist, nutritionist, rancher, farmer, feed salesperson, artificial inseminator

#### Looking Inside an Animal

Liver, kidney, heart, rumen, stomach, tongue, esophagus, colon, lungs, bladder, small intestine

#### Feeds for Animals

Corn, soybean meal, wheat, barley, beet pulp, oats

#### Animal Species

Dog, horse, duck, cattle, sheep, rabbit, geese, goat, swine

#### Breeds of Dairy Goats

Toggenburg, Saanen, Nubian, Alpine, LaMancha, Sable, Nigerian Dwarf, Golden Guernsey, Oberhasli

#### Male Animals

Bull, stallion, stud, gander, buck, boar, ram, rooster, drake, tom, cock

#### Female Animals

Hen, bitch, sow, doe, heifer, mare, goose, ewe, cow

#### Farm Equipment

Waterer, feeder, rake, shovel, pen, pitchfork, scales, combine, pail, tractor, baler

#### Feeds that Provide Energy

Corn, oats, beet pulp, milo, wheat, barley, molasses, forage

#### Parts of Goats

Wattle, withers, crop, chine, thurl, stifle, barrel, udder, loin, hock, flank

#### Goat Health Problems

Mastitis, scours, foot rot, ringworm, brucellosis, pneumonia, bloat, ketosis, C.L., C.A.E., enterotoxemia, tetanus, white muscle disease, rabies, grass tetany

#### Goat Parasites

Roundworms, lice, ticks, flies, tapeworms, coccidia, maggots, *P. tenuis*, *Haemonchus contortus*, lungworms, flukes

#### Goat Products

Milk, meat, cheese, yogurt, cashmere, mohair, ice cream, leather, butter, chevre

#### Forages

Alfalfa, grass, browse, clover, silage, pasture, hay

## Udder Ideas

1. Reverse the game and play "Here's the Answer; What's the Category?" Give the clue-givers a category and have them think of word clues that will allow the other half of the team to guess the category. For example, the category might be "Things that Give Milk." The receiving team would try to guess this category based on clues such as "cows," "goats," "udders," etc.
2. Have the group plan and sponsor a "Goat Pyramid Game Night" where they simulate an actual TV game show atmosphere. Invite an audience to watch them play the game in a friendly competitive format. Provide refreshments, decorations and crazy "commercials" to ensure a fun atmosphere.



# May I Check Your Goat?


Uh-oh! Your goat is lying down and won't get up. Is she just tired or is she sick? What should you do? In this activity, you'll discover what is normal for healthy animals. You'll investigate signs of illness, too. These skills will help you become a better goat owner!

<b>Dairy Goat Skill:</b>	Examining a healthy goat
<b>Life Skill:</b>	Decision making
<b>Education Standard:</b>	NS.K-4.3: Life Science: Characteristics of organisms
<b>Success Indicator:</b>	Examines a goat and records the results.

## Goat to it!

Pretend you will be looking at goats to decide if they are sick or healthy. First, complete the chart below to help you remember what to look for in sick and healthy goats. You may do this activity by yourself or with a friend. You may also just skip ahead and examine a goat and record your findings here.

The gums and inner eyelids of a healthy goat are pink and moist.



## Checking Your Goat

Item	In healthy goats	In sick goats
Body condition		
Behavior		
Appetite		
Drinking		
Gums		
Temperature		
Heart rate (beats per minute)		
Breathing (sounds and rate)		
Teeth and mouth		
Eyes		
Nose		
Muscles		
Feet		
Legs and joints		
Hooves		
Skin and hair		
Manure		
Urine		
Udder		



## Say Cheese! (Share what you did)

- Where did you get the information to fill in the chart?
- What information was new to you?

## The Buck Stops Here (Process what's important)

- Why do you need to be able to tell when your goat is sick?
  - How does starting with what you already know help you learn new information?
- 
- 
- 

## Spread It Around (Generalize to your life)

- What signs of goat illness have you seen in real life?
  - How do you act when you are sick?
- 
- 
- 

## Browse for More (Apply what you learned)

- How can you use what you learned to take better care of your goat?
  - How can you teach others to tell when their goat is sick?
- 
- 
- 

## Bits & Butts

- A normal goat's temperature is 101.5 to 104°F.
- A normal goat's heart rate is 70 to 80 beats per minute.
- A normal goat's breathing rate is 15 to 30 breaths per minute.



# Healthy, Wealthy and Wise

Watch your goat carefully to learn what is normal for your goat. Your goat should be strong, alert and curious, not dull and weak. Healthy goats have a good appetite and drink a normal amount of water. Their manure should be well-formed pellets, not diarrhea.

A healthy goat is neither too fat nor too thin, so feel your goat regularly to make sure that its body condition is right (you will learn more about this in Dairy Goat 3). Its coat should be glossy and free from parasites, not dull or full of lice or other pests. You should not notice limping or any swellings on the legs or body.

Your goat's eyes and nose should be free from discharge. Its gums should be pink, not pale or white. You should not hear any coughing or sneezing.

If your goat is giving milk, the milk should be a normal white color and not contain any clumps, unusual color or odd smell. The udder should be even and soft.

Young animals should grow well and be playful and full of energy.

### Warning

Be sure to call your veterinarian whenever you have a question about your animal's health.

## Udder Ideas

1. Go to the Dairy Goat Project Online Web site and review the health record for a healthy animal.
2. Use the chart on page 18 to create an examination chart for your animal. Now examine at least one live animal and record your findings. Share what you did with your helper.
3. Travel with a veterinarian and observe him/her examining animals. Share with your helper or group what you observed.