



# Pocket Pet Project



Monthly Lesson Plan



March 2022


## Upcoming Deadlines

- ✓ June 1st: Pocket pets owned and ID in 4HOnline Deadline




## Project Progress

Suggest the following as things your members should work on or accomplish with their project this month. Follow up to see which they achieved:



1. **E Record Books:** Download the 2022 Companion Animal Record book for your age and complete the front page and Goals page
2. **Hands On:** Members can research "enrichment" activities for their specific pets and create those toys or activities.
3. **Knowledge:** Members can research what other animals their pets are most closely related to (ex. Frogs, toads & salamanders are closely related)
4. **Other:** Review project requirements listed on the Project Tipsheets
5. **Other:** Update your calendar with 2022 Animal Project Dates



## Opportunities

See 4-H Calendars for full details & more recently added events

- Watch Fourcast and calendar for upcoming opportunities.
- March 17 - Virtual Record Book Workshop





# Pocket Pet Project



March 2022

## Attached Activities

Use these suggested activities at club project meetings to increase member knowledge and keep members engaged in their project.

### Group: Lets Get Acquainted

- This game is a great way to get to know other members with pets and what type of pocket pets there are.

### Individual: 4-H Pocket Pet Activity Page


- This activity page can be completed by pocket pet members at home and will help to review/learn information and begin to plan for your upcoming 4-H year.

\*for more Pocket Pet project activities, order the National 4-H Curriculum "Pet Helpers Guide" through the 4-H Office\*



## Fun Fact

There are over 100 different species of gerbill!



## Timely Tips to Share

Many animal shelters adopt out pocket pets (small animals) in addition to cats and dogs, including the Adams County Animal Shelter!



## Resources



- The following & more can be found on the ADCO 4-H Cat Project Webpage: <https://adams.extension.colostate.edu/4-h-youth/4-h-cat-pocket-pet-projects/>
  - 2022 Animal Project Save the Dates
  - Pocket Pet Project Activity Books (National 4-H)
  - E Record Books
  - Fourcast Newsletter Signup
  - Project Tipsheets



4-H Agent - Kenzie Kimmel  
303-637-8109 / [kkimmel@adcogov.org](mailto:kkimmel@adcogov.org)



PP Superintendent - Val Skidmore  
[icepixi@yahoo.com](mailto:icepixi@yahoo.com)



ADAMS COUNTY  
COLORADO STATE UNIVERSITY  
EXTENSION

# Let's Get Acquainted

This is a good get-acquainted activity to use with groups of individuals that have pets. Following the activity, they will know each other better and will have practiced their communication and relating skills.

## Getting Started

Simply make a copy of the "My Pet is Special..." get-acquainted sheet for each person.



<b>Life Skill:</b>	Relating to others
<b>Pet Project Skill:</b>	Sharing pet information
<b>What Youth Will Do:</b>	Get better acquainted through an activity.
<b>Time Involved:</b>	30 minutes
<b>Suggested Group Size:</b>	Any
<b>Materials Needed:</b>	One "My Pet is Special" get-acquainted sheet per person



Hi! My name is Bliia Vang.

### 1. Experience (Doing)

Ask one of the older youth to conduct the activity. Read the directions on the get-acquainted sheet and invite the group to begin!

## Talk it Over

### 2. Share (What happened?)

- Q. How did you get everyone involved?
- Q. What did you learn about each other and each other's pet?

### 3. Process (What's important?)

- Q. How did the activity make it easier to meet people?
- Q. What is most difficult for you when meeting a new person?

### 4. Generalize (So what?)

- Q. Why is it easier to remember people when you know more than their names?
- Q. What are some ways you might help yourself remember the names of people you have just met? (Ryan has a red shirt; His name is Bob, just like my uncle, etc.)

### 5. Apply (Now what?)

- Q. When you meet a person for the first time how do you attempt to get to know that person?

## My Pet is Special...

### Directions:

Read each phrase. Go around the room, find another person and introduce yourself. Share the name(s) of your pet(s). When you find a person who has a pet that matches one of the categories write his/her name next to the category. Continue introducing yourself until you have met everyone or until your list is completely filled.

- \_\_\_\_\_ 1. My pet has at least one blue eye
- \_\_\_\_\_ 2. I have more than two pets
- \_\_\_\_\_ 3. My pet wears an ID tag all the time
- \_\_\_\_\_ 4. My pet weighs more than two pounds
- \_\_\_\_\_ 5. My pet weighs less than two pounds
- \_\_\_\_\_ 6. My pet is ugly, but I love it anyway
- \_\_\_\_\_ 7. I showed my pet at the county fair
- \_\_\_\_\_ 8. My pet eats vegetables
- \_\_\_\_\_ 9. I know the breed of my pet
- \_\_\_\_\_ 10. My pet is an amphibian
- \_\_\_\_\_ 11. My favorite television pet is Mickey Mouse
- \_\_\_\_\_ 12. I know the name of the pets in the movie "Lady and the Tramp" (Prove it)
- \_\_\_\_\_ 13. I have shown my pet at pet shows
- \_\_\_\_\_ 14. My pet is spayed or neutered
- \_\_\_\_\_ 15. My pet is long haired
- \_\_\_\_\_ 16. My pet has whiskers
- \_\_\_\_\_ 17. My pet has no tail or a short tail
- \_\_\_\_\_ 18. My pet has spots
- \_\_\_\_\_ 19. My pet and I are friends
- \_\_\_\_\_ 20. My pet visited the veterinarian recently



## Challenges

1. Have the group create a different get-acquainted game.







# 4-H Pocket Pet Activity Page

Adapted from National 4-H Curriculum *Pet Helpers Guide* BU-06362 and University of Tennessee Extension's 4-H Animal Science Activity Pages

## Your 4-H Animal Science - Pocket Pet Project

When you have a pocket pet, you have to make many decisions. This 4-H project can help you make good decisions for your pocket pet. Some of the skills you can learn in this project are listed below. Check your favorites. Then work with your 4-H leaders and parents to make a 4-H project plan of what you want to learn this year.



- Learn about different types of pocket pets.
- Learn about the body parts of you pocket pet.
- Learn about your pet's nutritional and care needs
- Learn how to show your pet to a judge.
- Other \_\_\_\_\_

### My Pocket Pet Project

My pocket pet's name \_\_\_\_\_

My pocket pet is a \_\_\_\_\_

## How are you feeling?

Knowing what your pet should look and act like when they are healthy will help you notice when they are unhealthy. Knowing how to examine your animal's health can help you describe how your pet looks and acts to your vet if they are ever feeling sick. Find the words below, and discuss how you can check your animal's health by observing these things.

S G B B N S L H E R T P M R E  
 E C O O Q L E N R O V E U Y C  
 O U K D Q U V B Q I A F E U V  
 T V G Y O X E P C V C S R T A  
 A H E T K G L N A A C L T P H  
 O M N E F F Y Q V H I H P F Z  
 D Q P M W Q T U O E N E S O N  
 H A P P E T I T E B A T M L T  
 G M A E M T V D A R T Z E O V  
 E T A R N O I T A R I P S E R  
 N V Z A P I T N L C O N I J R  
 N A V T H D C Z T L N E I Q D  
 I L Z U W E A G Q A S X W K F  
 E T A R E S L U P W B T F W S  
 P H R E N N U J U S W P O T V

### WORD BANK

- Eyes
- Nose
- Skin or Fur
- Body Temperature
- Respiration Rate
- Pulse Rate
- Appearance
- Behavior
- Appetite
- Vaccinations
- Teeth
- Toes/Claws
- Activity level



## Learning Experiences

Below is a list of activities you can do this year in the pocket pet project. Check the ones you plan to do. After you complete them, check the "I did it!" box.

I plan to	Activity	I did it!
	Select a pet for my project animal	
	Create a budget for caring for my pocket pet	
	Give a speech or demonstration related to my pet species	
	Exhibit my pocket pet at Fair	
	Participate in the pocket pet showmanship & interview	
	Invent/design a toy for a pet	
	Other _____	



# 4-H Pocket Pet Activity Page

## True or False?

There are many types of pocket pets out there, and they are all very different! Learn about different pocket pets by circling whether the following statements are true or false. Put a star next to the facts that relate to your pet!

- T / F 1. Because the chinchilla is a desert animal, its fur coat is thin.
- T / F 2. Hamsters are nocturnal.
- T / F 3. Rats are smart and can be trained to do tricks.
- T / F 4. Some rodents have over 15 babies per litter.
- T / F 5. Pets need fresh food and water every day.
- T / F 6. Pets don't need to go to the veterinarian unless they are sick.
- T / F 7. Pets that are spayed get fat and lazy.
- T / F 8. All rodents live in underground burrows.
- T / F 9. Fish love to be picked up.
- T / F 10. All pets should become parents.
- T / F 11. Chinchillas take dust baths.
- T / F 12. A rodent's front teeth keep growing as long as it lives.
- T / F 13. Birds have the same feathers for life.
- T / F 14. Hamsters have cheek pouches that are used for carrying food.
- T / F 15. Toads and frogs look the same.
- T / F 16. Macaw parrots can live 60 years or more.
- T / F 17. A bird's ear is located near the top of its head.
- T / F 18. Prairie dogs, porcupines, chipmunks, chinchillas, moles and gophers are all rodents.
- T / F 19. A frog's young look like baby frogs when born.
- T / F 20. Turtles, terrapins and tortoises all live in water.
- T / F 21. Pet mice are usually too fragile and frightened to enjoy being handled.
- T / F 22. Frogs hibernate when the temperature is less than 40 degrees F.
- T / F 23. Pet frogs and snakes make good terrarium buddies.
- T / F 24. All pets need love and attention.

## Know Your Pets

Name each animal species below and what class of animal they are (mammal, bird, fish, reptile, amphibian, arthropod)



Species: \_\_\_\_\_  
Class: \_\_\_\_\_



Species: \_\_\_\_\_  
Class: \_\_\_\_\_



Species: \_\_\_\_\_  
Class: \_\_\_\_\_




Species: \_\_\_\_\_  
Class: \_\_\_\_\_



Species: \_\_\_\_\_  
Class: \_\_\_\_\_



Species: \_\_\_\_\_  
Class: \_\_\_\_\_



Species: \_\_\_\_\_  
Class: \_\_\_\_\_



Species: \_\_\_\_\_  
Class: \_\_\_\_\_



Species: \_\_\_\_\_  
Class: \_\_\_\_\_